Level 4 Structure (All staff Jan 2019)

Secondary School

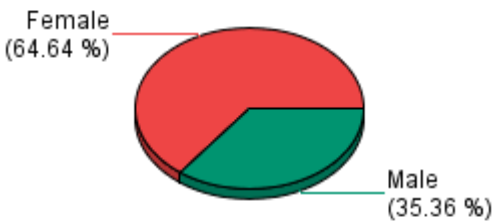

Female	Male
64.64%	35.36%

N.B. Data is collected related to staff who do not identify with the gender assigned at birth, but numbers are too low to report without risking identifying individuals.

Gender

No	Yes
96.86%	3.14%

Not Known
47.35%

Disability

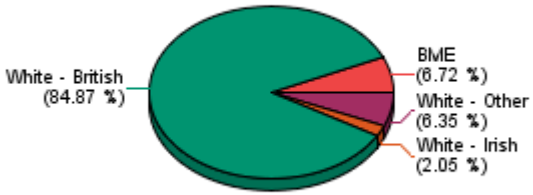

BME	6.72%
White - British	84.87%
White - Irish	2.05%
White - Other	6.35%

Prefer Not To Say	Not Known
0.43%	6.52%

Ethnicity

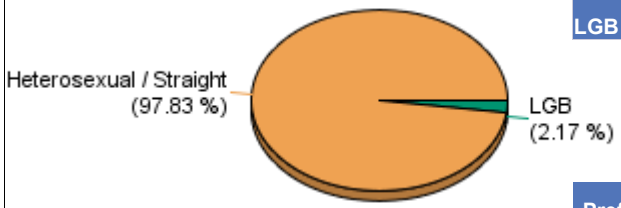

Heterosexual / Straight	97.83%
LGB	2.17%

Prefer Not To Say	Not Known
2.52%	60.99%

Sexual Orientation

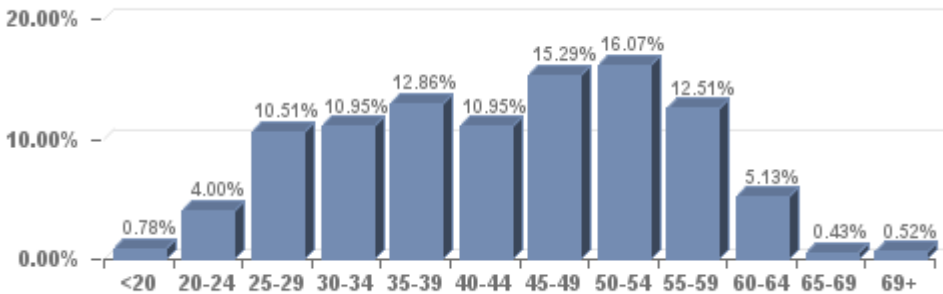

Age Profile

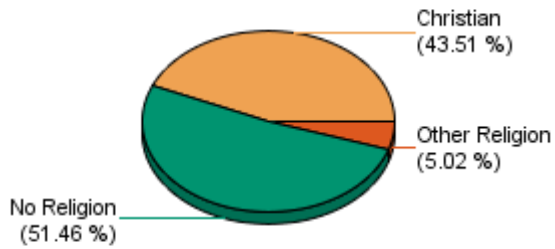

Christian	43.51%
No Religion	51.46%
Other Religion	5.02%

Prefer Not To Say	Not Known
1.22%	57.25%

Religion