Level5:Structure (All staff - Jan 2019)

Blatchington Mill School

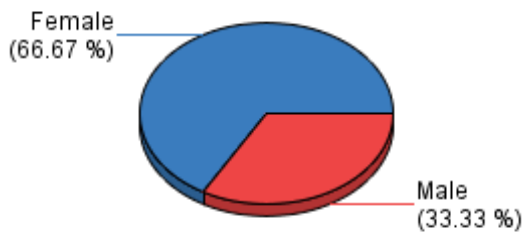

Female	Male
66.67%	33.33%

N.B. Data is collected related to staff who do not identify with the gender assigned at birth, but numbers are too low to report without risking identifying individuals.

Gender

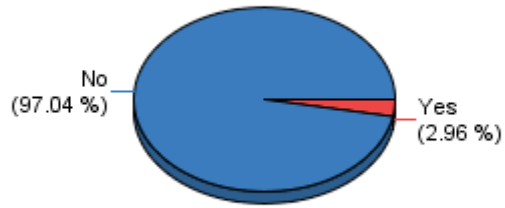

No	Yes
97.04%	2.96%

Not Known
36.62%

Disability

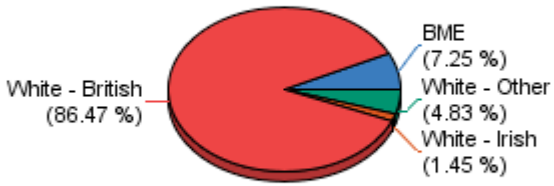

BME	7.25%
White - British	86.47%
White - Irish	1.45%
White - Other	4.83%

Prefer Not To Say	Not Known
0%	2.82%

Ethnicity



Heterosexual / Straight	97.65%
LGB	2.35%

Prefer Not To Say	Not Known
3.76%	48.83%

Sexual Orientation

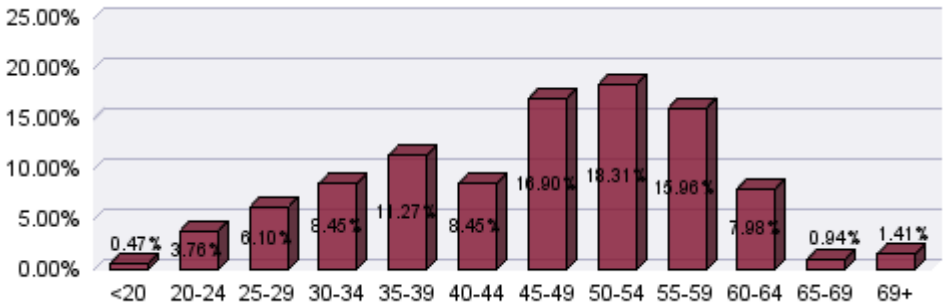

Age Profile

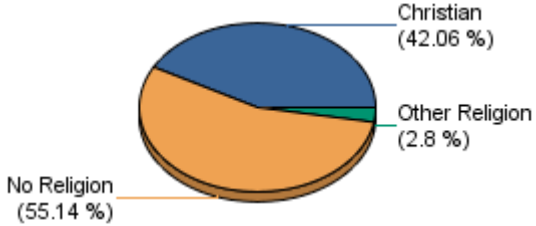

Christian	42.06%
No Religion	55.14%
Other Religion	2.8%

Prefer Not To Say	Not Known
1.41%	48.36%

Religion