Level 4 Structure (All staff Jan 2020)

Secondary School

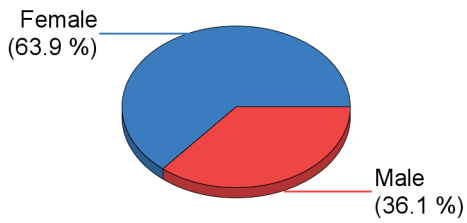

Female	Male
63.90%	36.10%

N.B. Data is collected related to staff who do not identify with the gender assigned at birth, but numbers are too low to report without risking identifying individuals.

Gender

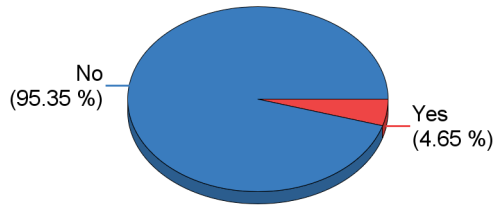

No	Yes
95.35%	4.65%

Not Known
30.93%

Disability

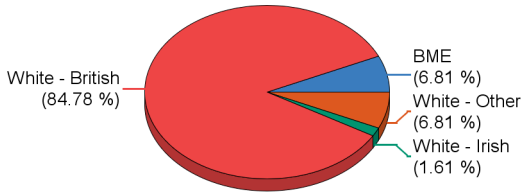

BME	6.81%
White - British	84.78%
White - Irish	1.61%
White - Other	6.81%

Prefer Not To Say	Not Known
0.8%	4.9%

Ethnicity

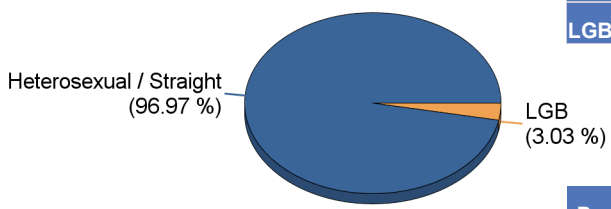

Heterosexual / Straight	96.97%
LGB	3.03%

Prefer Not To Say	Not Known
3.65%	47.59%

Sexual Orientation

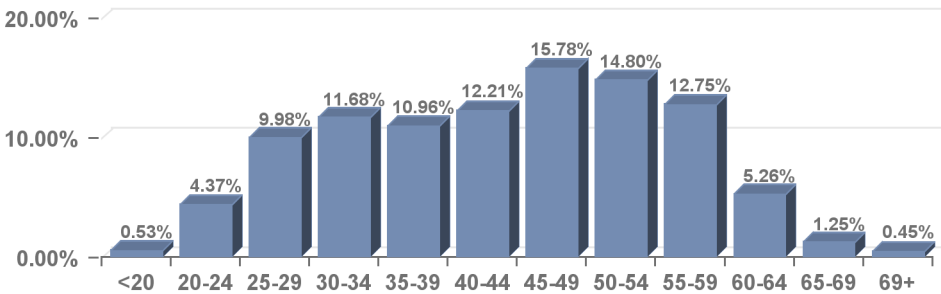

Age Profile

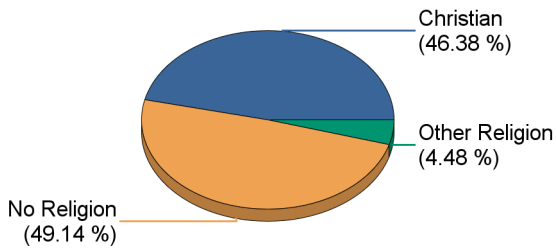

Christian	46.38%
No Religion	49.14%
Other Religion	4.48%

Prefer Not To Say	Not Known
2.41%	45.9%

Religion