


Parent Support Evening

Welcome



Presentation Focus

- What does **effective studying** look like?
- How can parents **support** their children in reaching this goal?



Mr. Hughes (Deputy Headteacher - Quality of Education)
Mr. Haque (Director of Learning)

What does success look like?




Success is a
personal story



A simple definition...

Success is 'accomplishing a goal'.

The **more ambitious** the goal,
the **more successful** we feel.



How do GCSEs fit into your personal success story?

If you have said:

“I don’t need a high grade in ‘X’ to be successful”

Or

“Knowing ‘this’ will not be useful to me in my life”

There is a good chance you are right!



Think of a marathon



People are
impressed about
the taking part,
not the outcome..
why?

GCSEs are a marathon that everyone sits.
If you take part in the right way it is nothing short of hugely impressive!

How do GCSEs fit into your personal success story?

But the process of preparing for your GCSEs is one of the best opportunities to **develop the characteristics** that make you successful:

Persistence	IIIIIII
Optimism	IIIIIII
Working with People	IIIIIII
Self-Discipline	IIIII
Organisation	IIII
Adaptability	III
Responsibility	III

Schools are the best time to **start developing these characteristics.**

These characteristics are much harder to develop as an adult.

Top Trait: Persistence → Success

(July → Sept → Oct → Nov)



Y10 Sum2 Grade Y10 Summer 2	Y11 Aut2 H Grade Y11 Autumn 2
5-5	6-6
5-4	6-5
5-4	6-5
6-5	7-7
5-5	6-6
4-4	5-5
6-6	8-7
5-4	6-5
7-7	8-8
5-5	6-6
6-6	8-7
6-5	7-7
5-4	6-5
5-5	6-6
6-6	8-7
4-4	5-5

Y10 Sum2 Grade Y10 Summer 2	Y11 Aut2 H Grade Y11 Autumn 2
4-4	6-6
5-5	7-7
6-5	8-7
6-6	8-8

Y10 Sum2 Grade Y10 Summer 2	Y11 Aut2 H Grade Y11 Autumn 2
4-3	4-4
4-3	4-4
4-3	4-4
4-3	4-4
4-3	4-4
4-3	4-4
4-3	4-4
4-3	4-4

Y10 Sum2 Grade Y10 Summer 2	Y11 Aut2 H Grade Y11 Autumn 2
4-3	5-4
4-3	6-5
3-3	5-4
2-2	4-4
3-2	4-4

1 Grade Improvement

2 Grade Improvement

Fail to 4-4

Fail to pass Biggest Climbers

Students recently did a survey...

These are the **learning habits** of those who have **improved the most**:




I started revising **more than one month** before my exams

I revised **little and often**

I **practised exam questions** regularly

I **tested myself** or got a friend to test me regularly

I revised in a **distraction-free environment**



Parental Involvement - Finding the Balance

Unrealistic Expectations:

- Parents become **teachers**
- Students spend **hours** after school **studying**
- Most **students will find their way** if left to their own devices



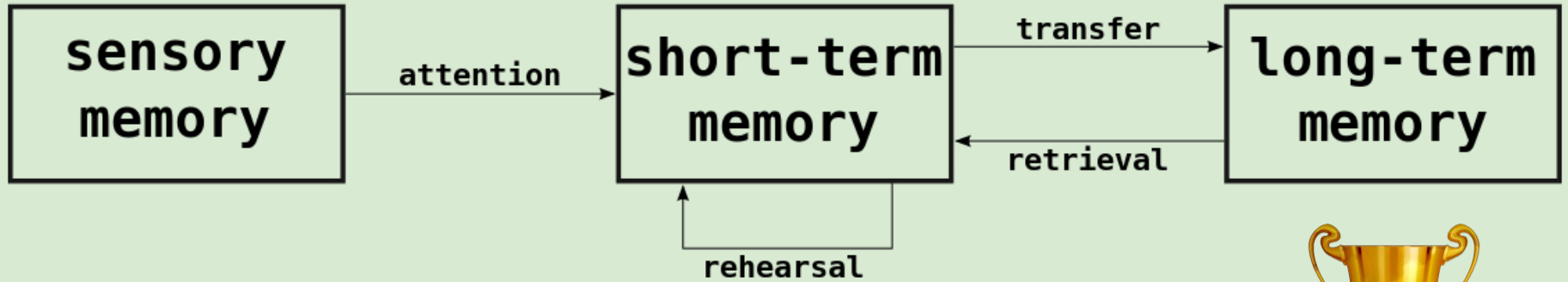
Realistic Goals:

- Support your child in establishing **learning routines**
- Create a suitable **learning environment**
- Help your child find **motivation**
 - Long-term - careers
 - Short-term - rewards
- **Check** that learning is happening

What does learning look like?



MULTI-STORE MODEL



What does learning look like?



COMBATING THE FORGETTING CURVE




Cramming is ineffective

Spaced practice is the goal of any healthy learning routine

What does learning look like?




Producing Work



Understanding



Learning



Applying



↑
PARENTS

Putting this into practice

Describe how to use a microscope
to observe a specimen



Putting this into practice

Set your microscope to the lowest magnification and look through the eye piece lens. Turn the focussing wheel until the image is clear.



Putting this into practice

B1 Core Concepts in Biology - Cells & Microscopes

3. Describe how to use a microscope to observe a specimen

- a) Use **lowest magnification** (on objective lens)
- b) Turn on **lamp**
- c) Look through **eyepiece lens**
- d) Adjust **focussing wheel**



1) use **lowest magnification**



2) look through **eyepiece lens**

3) Turn **focussing wheel**



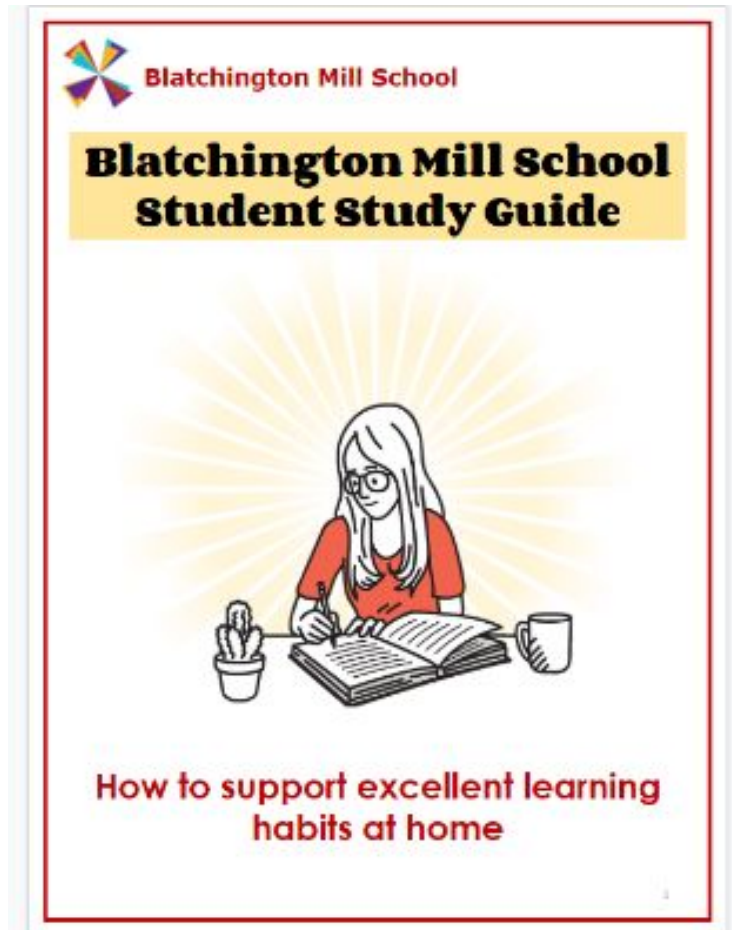
Putting this into practice

Describe how to use a microscope to observe a specimen (3)



The Blatch Study Support Guide

Study Support Guide



Revision Timetable

Choose up to **four 30 minute slots each day**. Fill in the **time** each session will occur next to the slot number.
Add subjects in the blank spaces.

Week 1	30 Minute Revision Session			
	1 (_____)	2 (_____)	3 (_____)	4 (_____)
Monday				
Tuesday				
Wednesday				
Thursday				
Friday				
Weekend	1 (_____)	2 (_____)	3 (_____)	4 (_____)
Saturday				
Sunday				

Week 2	30 Minute Revision Session			
	1 (_____)	2 (_____)	3 (_____)	4 (_____)
Monday				
Tuesday				
Wednesday				
Thursday				
Friday				
Weekend	1 (_____)	2 (_____)	3 (_____)	4 (_____)
Saturday				
Sunday				

Spacing out practice

Sunday	Monday	Tuesday	Wednesday	Thursday	Friday	Saturday
27	28	29	30	1	2	3
4	5	6	7	8	9	10
11	12	13	14	15	16	17
18	19	20	21	22	23	24
25	26	27	28	29	30	31
1	2					

10 DAYS

2 - 4 x 30 min

1 - 2 hr / day

10 - 20 hours

How much time is left?

99 days

71 'working days'

3 sessions / day = 213 hours

4 sessions / day = 284 hours



Getting the right resources

OUR VISION

FOR PARENTS

FOR STUDENTS

KEY INFORMATION

CONTACT

HOME - KEY INFORMATION »

Calendar

Contact Us

Exam Results

Food at Blatch

Ofsted

Term Dates

Vacancies

Prospectus

Summer School

Financial Information

Year 11 Assessment
2022/23

YEAR 11 ASSESSMENT 2022/23



Student Study Guide

View our [Study Support Guide](#) for lots of useful tips and information on how parents and carers can support their child in the home environment.

Guided Practice Sessions

Please [click here](#) to see the timetable for subject guided practice sessions.

Exam Boards

Please [click here](#) to see the list of exam boards.

Year 11 Summer GCSE Timetable

Please [click here](#) to access information re the Year 11 Summer GCSE exam dates. Students will be provided with an individual timetable shortly.

On our website you'll find ...

- Study support guide
- Extra 'Guided Practice' calendar - after school revision support
- Links to all exam boards
- Summer GCSE timetable
- Revision lists for each subject

Exam Stress



Students should **work to a schedule** and **not overwork**

**Student Exam Stress
Mindfulness Sessions**

*Ask your child to speak to
Mr Greville*



Take-home points



- Effort will require **motivation**
- Create the **right environment**
- Help create a **revision timetable...**
- ...that supports the **'little & often'** approach
- Set **routine independent learning** as the goal
- Check they are working in the **best way** for that **subject**