Level 5 Structure (All Staff Jan 2025)

Blatchington Mill School

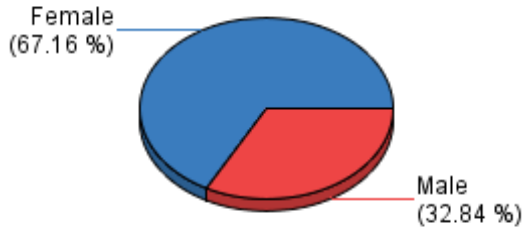

Female	Male
67.16%	32.84%

N.B. 'Trans' staff data is monitored but it is not reported here for confidentiality reasons

Gender

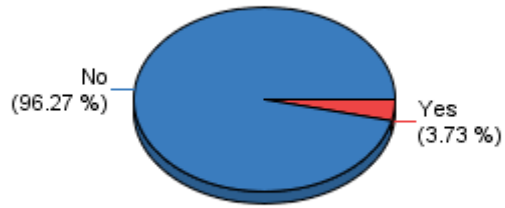

No	Yes
96.27%	3.73%

Not Known
21.08%

Disability

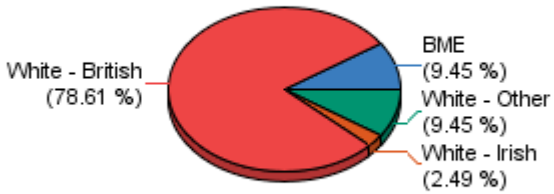

BME	9.45%
White - British	78.61%
White - Irish	2.49%
White - Other	9.45%

Prefer Not To Say	Not Known
0.98%	0.49%

Ethnicity

Heterosexual / Straight	92.65%
LGB	7.35%

Prefer Not To Say	Not Known
4.41%	36.27%

Sexual Orientation

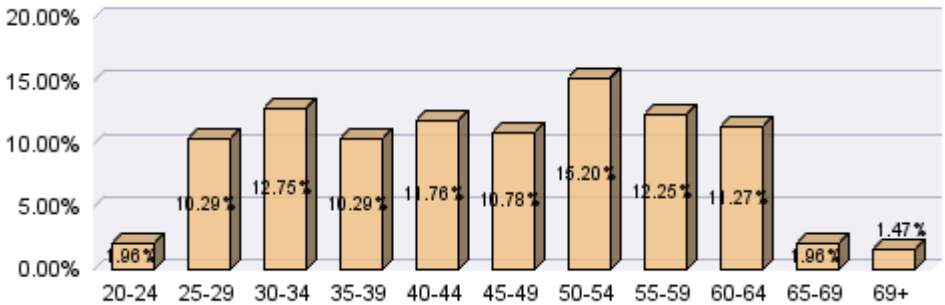

Age Profile

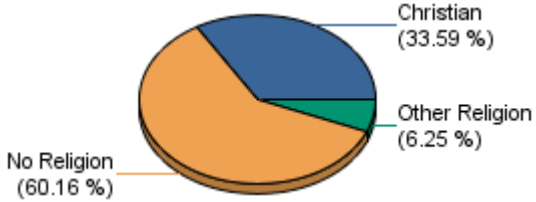

Christian	33.59%
No Religion	60.16%
Other Religion	6.25%

Prefer Not To Say	Not Known
1.96%	35.29%

Religion